



VORT PRESS® RANGE

Centrifugal duct fans



For the ventilation of medium-sized rooms in commercial applications plus bathrooms, showers, toilets, utilities in domestic situations.

- **4 models:** basic and timer version.
- Double motor-fan housing, antivibration supports and backdraught shutter for silent operation.
- Two speeds.
- Motor with ball bearings (guaranteed 30,000 hours of continuous operation) with thermal cut-out.
- “Intelligent” timer turns the unit on for approximately 40 sec. after the activation. When switched off, the unit continues to operate at the minimum speed for between 30 sec. and 30 min. (depending on the setting).
- Protection rating: IPX4.
- Insulation class: II. □

Design: F. Trabucco - M. Vecchi



Spare Parts

- Metallic anti-dust filter.

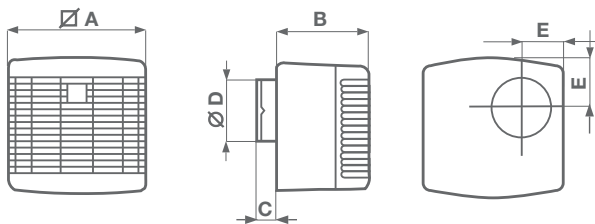
Wiring diagrams shown from page 458

TECHNICAL DATA

Models	Code		V-50Hz	W min/max	A min/max	RPM min/max	Max Airflow		Max Pressure		Lp dB(A) 3 m min/max	Max °C
	BASIC	TIMER					m³/h min/max	l/s min/max	mmH₂O min/max	Pa min/max		
VORT PRESS 110 LL	11967	11968	220 - 240	12 24	0.07 0.22	925 1760	55 110	15.3 30.6	10 16	98 157	<30 41	40
VORT PRESS 220 LL	11977	11978		35 68	0.24 0.30	1200 2060	120 220	33.3 61.1	32 33	314 324	43 55	

Conforms with ISO 3744 for noise and pressure levels.

DIMENSIONS








Models	∅ A	B	C	∅ D	E	Kg
VORT PRESS 110 LL	202	147	30	97	73	1.95
VORT PRESS 220 LL	275	140	28			2.3

Dimensions (mm)



PRODUCT ACCESSORIES

Models		Code	Product			
			VORT PRESS 110 LL code 11967	VORT PRESS 110 LL T code 11968	VORT PRESS 220 LL code 11977	VORT PRESS 220 LL T code 11978
	C 1.5 Electronic speed controller 1.5 A	12966	●		●	
	SCNRB Built-in non-reversible electronic speed controller	12971	●		●	
	SCB KIT Built-in controller adaptor for C 1.5	22481	12966			
	M 10/4 Air deflector	22310	●	●	●	●

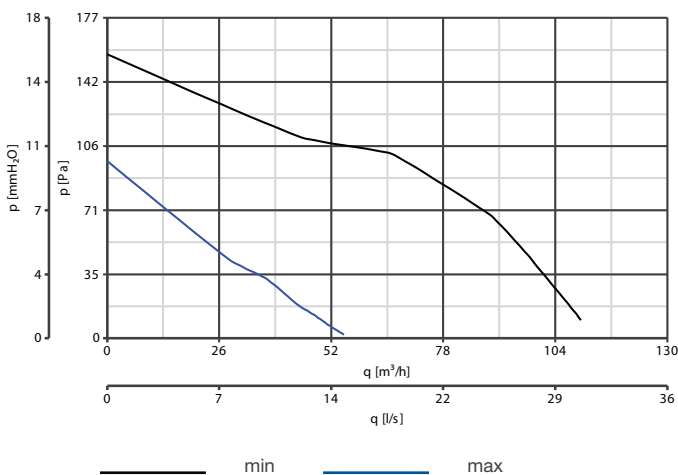


- 1- Front grille.
- 2- Metallic filter which can be removed and washed (dishwasher safe).
- 3- Made of rigid synthetic resin to guarantee high durability.
- 4- 100 mm dia. outlet spigot.
- 5- Silicon backdraught shutter to avoid back-flow when the unit is turned off.

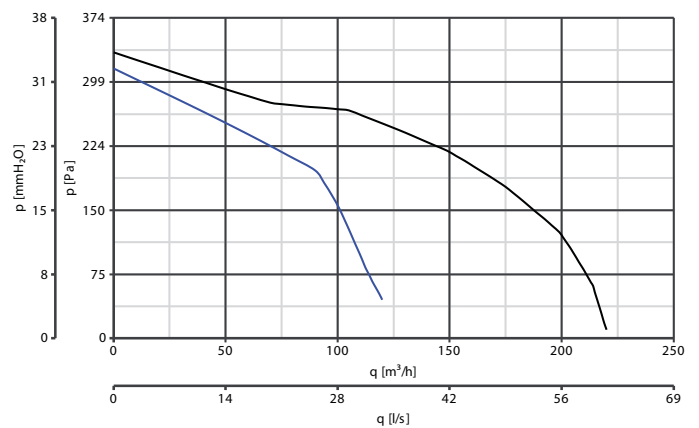
Description and sizes on page 126; System components on page 330.

PERFORMANCE CURVES

VORT PRESS 110 LL code 11967
VORT PRESS 110 LL T code 11968



VORT PRESS 220 LL code 11977
VORT PRESS 220 LL T code 11978





LONG LIFE 30.000 h

VORT PRESS® HABITAT RANGE

Centrifugal duct fans



For continuous ventilation with boost facility. Ideal for use in public sector houses in bathrooms, showers, toilets, utility rooms and kitchens.

- **2 models:** basic and timer version.
- Double motor-fan housing, antivibration supports and backdraught shutter for silent operation.
- Two speeds.
- Motor with ball bearings (guaranteed 30,000 hours of continuous operation) with thermal cut-out.
- Low power consumption.
- Metallic filter which can be removed and washed (dishwasher safe).
- Fully comply with F1 Building Regulations, plus 1.9D alternative approaches.
- Protection rating: IPX4.
- Insulation class: II. □

Design: F. Trabucco - M. Vecchi



Spare Parts

- Metallic anti-dust filter.

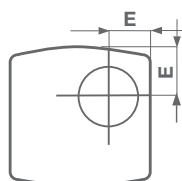
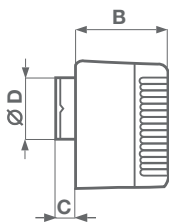
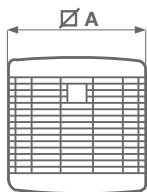
Wiring diagrams shown from page 458

TECHNICAL DATA

Models	Code	V-50Hz	W min/max	A min/max	RPM min/max	Max Airflow		Max Pressure		Lp dB(A) 1 m min/max	Max °C
						m³/h min/max	l/s min/max	mmH₂O min/max	Pa min/max		
VORT PRESS HABITAT LL 30/90	12002	230	8 22	0.06 0.18	820 1450	51 101	14.2 28.1	4 14	39 137	28.5 44.5	40
VORT PRESS HABITAT LL 45/135	12004		4 29	0.04 0.12	430 1170	52 149	14.4 41.4	5 23	49 225	26.5 48	

Conforms with ISO 3744 for noise and pressure levels.

DIMENSIONS







Models	∅ A	B	C	∅ D	E	Kg
VORT PRESS HABITAT LL 30/90	202	147	30	97	73	2.1
VORT PRESS HABITAT LL 45/135	275	140	28			2.7

Dimensions (mm)



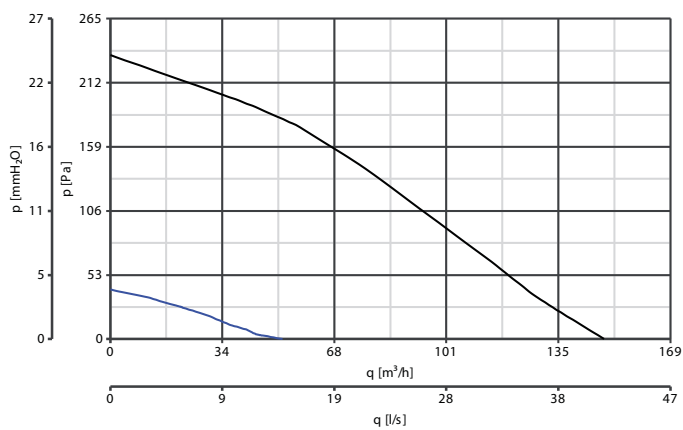
PRODUCT ACCESSORIES

Models		Code	Product	
			VORT PRESS HABITAT LL 30/90 code 12002	VORT PRESS HABITAT LL 45/135 code 12004
	C 1.5 Electronic speed controller 1.5 A	12966	●	●
	SCNRB Built-in non-reversible electronic speed controller	12971	●	●
	SCB KIT Built-in controller adaptor for C 1.5	22481	12966	-
	M 10/4 Air deflector	22310	●	●

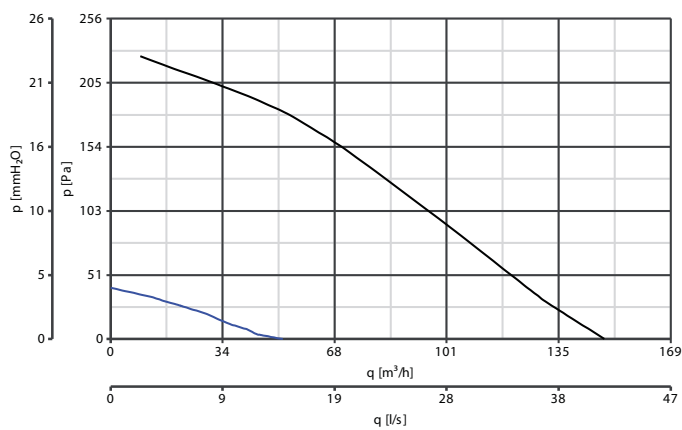
Description and sizes on page 126; System components on page 330.

PERFORMANCE CURVES

VORT PRESS HABITAT LL 30/90 code 12002



VORT PRESS HABITAT LL 45/135 code 12004



— min — max



VORT PRESS® I RANGE

Centrifugal duct fans for flush mounting

For the ventilation of medium-sized or large rooms in commercial applications plus bathrooms, showers, toilets, utilities and kitchens in domestic situations.



- **6 models:** with or without timer.
- Double motor-fan housing, antivibration supports and backdraught shutter for silent operation.
- Two speeds.
- Motor with ball bearings (guaranteed 30,000 hours of continuous operation) with thermal cut-out.
- “Intelligent” timer turns the unit on approximately 40 sec. after the activation. When switched off, the unit continues to operate at the minimum speed for between 30 sec. and 30 min. (depending on the setting).
- Protection rating: IPX4.
- Insulation class: II. □

Design: F. Trabucco & Associates (model 110)
F. Trabucco - M. Vecchi (model 140/240)



Spare Parts

- Metallic anti-dust filter.

Wiring diagrams shown from page 458

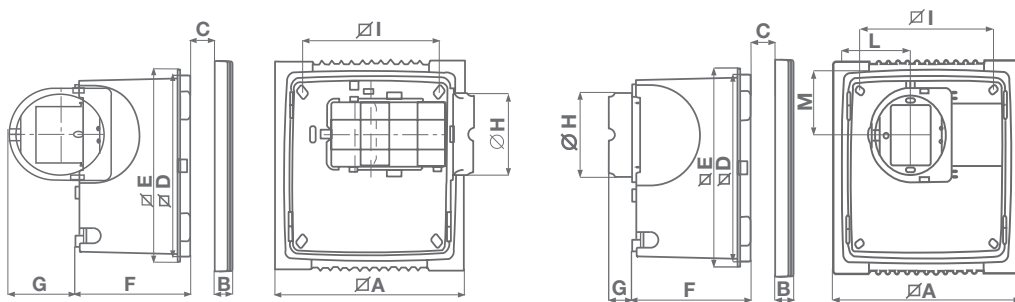
TECHNICAL DATA

Models	Code		V~50Hz	W min/max	A min/max	RPM		Max Airflow				Max Pressure				Lp dB(A) 3 m		Max °C
	TIMER					min/max	max/max	m³/h	l/s		mmH₂O		Pa		min/max	max/max		
VORT PRESS 110 LL I	11995	11996	220 - 240	12 - 24	0.07 - 0.18	970 1720 ⁽¹⁾	1090 1980 ⁽²⁾	60 120 ⁽¹⁾	50 100 ⁽²⁾	16.7 33.3 ⁽¹⁾	13.9 27.8 ⁽²⁾	8.9 14.5 ⁽¹⁾	8.3 13.5 ⁽²⁾	87 142 ⁽¹⁾	81 132 ⁽²⁾	<30	41	40
VORT PRESS 140 LL I	11971	11972		16 - 27	0.05 - 0.10	594 1130 ⁽¹⁾	450 829 ⁽²⁾	55 118 ⁽¹⁾	67 140 ⁽²⁾	15.3 32.8 ⁽¹⁾	18.6 38.9 ⁽²⁾	8 22 ⁽¹⁾	8 22 ⁽²⁾	78 216 ⁽¹⁾	78 216 ⁽²⁾	<30	38	
VORT PRESS 240 LL I	11973	11974		33 - 65	0.25 - 0.30	1250 2180 ⁽¹⁾	930 1550 ⁽²⁾	120 220 ⁽¹⁾	130 240 ⁽²⁾	33.3 61.1 ⁽¹⁾	36.1 66.7 ⁽²⁾	32 33 ⁽¹⁾	32 34 ⁽²⁾	314 324 ⁽¹⁾	314 334 ⁽²⁾	44	56	

⁽¹⁾Rear air outlet. ⁽²⁾Side air outlet with high profile.

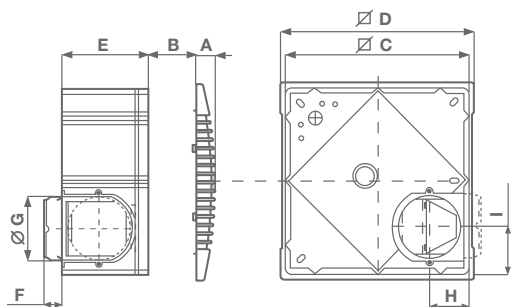


DIMENSIONS




Models	∅A	B	C	∅D	∅E	F	G	∅H	∅I	L	M	Kg
VORT PRESS 110 LL I	252	23	65	214.5	228	135.3	31.5/76.7	96.5	180	92	76	2.1

Dimensions (mm)









Models	A	B	∅C	∅D	E	F	∅G	H	I	Kg
VORT PRESS 140 LL I	28	65	284	300	133	28.5	97	62	71.5	2.9
VORT PRESS 240 LL I										3.3

Dimensions (mm)



- 1-** Unobtrusive front grille with support springs which clamp it to the surface, making it suitable for all types of walls and ceilings (max 65 mm).
- 2-** Metallic filter can be removed and washed (dishwasher safe).
- 3-** Made of rigid synthetic resin to guarantee high durability.
- 4-** On 110 model, the outlet spigot can be changed to a high or low level spigot.
- 5-** Silicon backdraught shutter on 140 and 240 models to avoid back flow when unit is turned off.

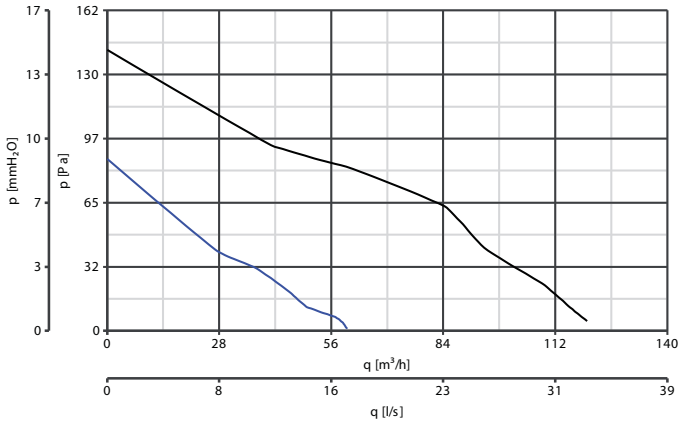
PRODUCT ACCESSORIES

Models	Code	Product						
		VORT PRESS 110 LL I code 11995	VORT PRESS 110 LL I T code 11996	VORT PRESS 140 LL I code 11971	VORT PRESS 140 LL I T code 11972	VORT PRESS 240 LL I code 11973	VORT PRESS 24 LL I T code 11974	
	C 1.5 Electronic speed controller 1.5 A	12966	●		●		●	
	SCNRB Built-in non-reversible electronic speed controller	12971	●		●		●	
	SCB KIT Built-in controller adaptor for C 1.5	22481	12966					
	M 10/4 Air deflector	22310	●	●	●	●	●	●
	Ceiling installation Kit (max height 40 cm)	22823	●	●				
		22815			●	●	●	●
	High profile connector	22481	●	●	●	●	●	●

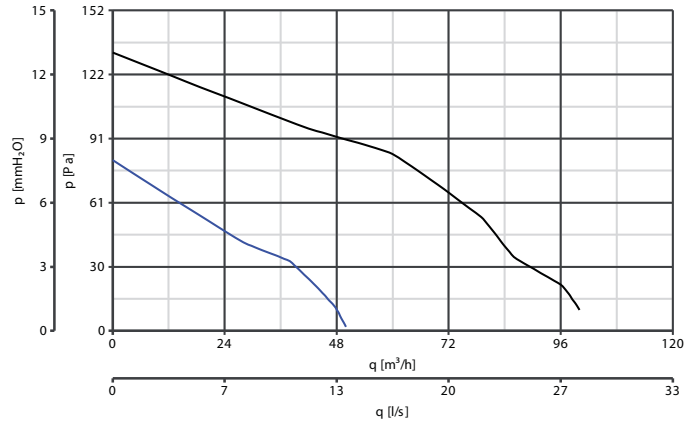
Description and sizes on page 126; System components on page 330.

PERFORMANCE CURVES

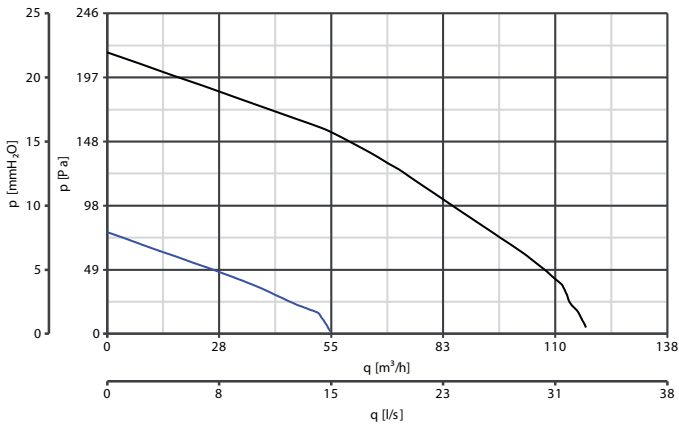
VORT PRESS 110 LL I code 11995 - Back air outlet
VORT PRESS 110 LL I T code 11996 - Back air outlet



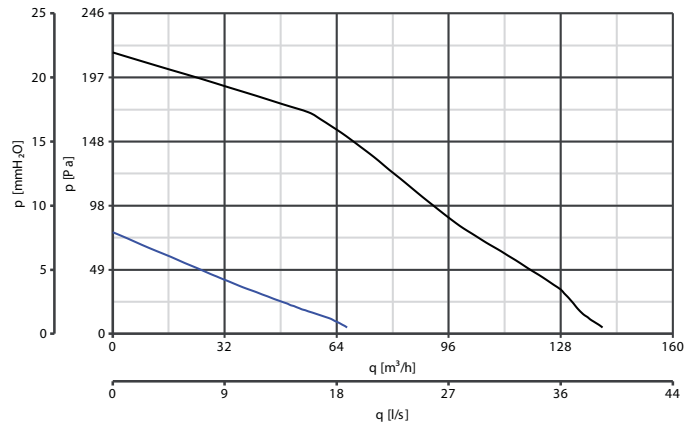
VORT PRESS 110 LL I code 11995 - Side air outlet with high profile (optional kit)
VORT PRESS 110 LL I T code 11996 - Side air outlet with high profile (optional kit)



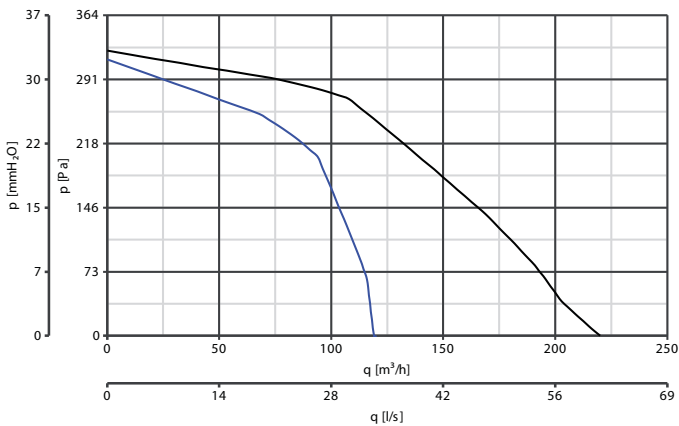
VORT PRESS 140 LL I code 11971 - Back air outlet
VORT PRESS 140 LL I T code 11972 - Back air outlet



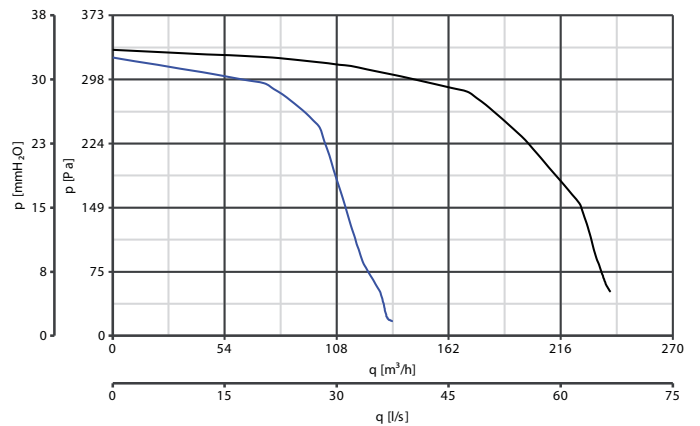
VORT PRESS 140 LL I code 11971 - Side air outlet
VORT PRESS 140 LL I T code 11972 - Side air outlet



VORT PRESS 240 LL I code 11973 - Back air outlet
VORT PRESS 240 LL I T code 11974 - Back air outlet



VORT PRESS 140 LL I code 11973 - Side air outlet
VORT PRESS 140 LL I T code 11974 - Side air outlet



— min
 — max

